Main Vehicle Specification

	CHARACTERISTICS														
1	Manufacturer				DOOSAN	DOOSAN	DOOSAN	DOOSAN	DOOSAN	DOOSAN	DOOSAN	DOOSAN	DOOSAN	DOOSAN
2	Model				BR13S-5	BR15S-5	BR18S-5	BR20S-5	BR25S-5	BR13J-5	BR15J-5	BR18J-5	BR14JW-5	BR16JW-5
3	Capacity	at rated load center		kg	1250	1500	1800	2000	2500	1250	1500	1800	1400	1600
4	Load center	distance		mm	500	500	500	500	500	500	500	500	600	600
6	Operator type	stand-on, rider seated			S	S	S	S	S	R	R	R	R	R
7	Tire	P=pneumatic,E=elastic,C=cushion			C	C	C	C	C	C	C	C	C	C
8	Wheels	number of front/rear			2/3(1)	2/3(1)	2/3(1)	2/3(1)	2/3(1)	2/3(1)	2/3(1)	2/3(1)	2/3(1)	2/3(1)
	DIMENSIONS														
9	Lift with std.	maximum fork height with rated load	H4	mm	3000	3000	3000	3000	3000	3300	3300	3300	3300	3300
10	two-stage mast	free lift	H2	mm	320	320	320	347	347	320	320	320	320	320
12	Fork	thickiness X width X length		mm	35x100x900	35x100x900	35x100x900	45X100X1000	45X100X1000	35x100x900	35x100x900	35x100x900	35x100x1050	35x100x1050
13		fork spread(maximumXminimum)		mm	720 / 200	720 / 200	720 / 200	830 / 200	830 / 200	720 / 200	720 / 200	720 / 200	720 / 200	720 / 200
14	Tilt of mast	foreward/backward	α/β	deg	3 / 5	3 / 5	3 / 5	3 / 5	3 / 5	3 / 5	3/5	3 / 5	3 / 5	3 / 5
15	Overall dimensions	length without forks	L	mm	1610	1710	1860	1890	2060	1700	1800	1950	1695	1795
		Distance to Fork face, STD	L1		1145	1180	1180	1250	1295	1202	1202	1242	1202	1202
16		width/(Load Wheel)	B	mm	1070 / (1118)	1070 / (1118)	1070 / (1118)	1262(1262)	1262(1262)	1070 / (1118)	1070 / (1078)	1070 / (1078)	1200 / (1208)	1200 / (1208)
		width(Reach leg-inside)	B1		770	770	770	920	920	770	770	770	900	900
17		mast lowered height	H3	mm	1985	1985	1985	1995	1995	2135	2135	2135	2135	2135
18		mast extended height	H5	mm	3940	3940	3940	4045	4045	4240	4240	4240	4240	4240
19		overhead guard height	H6	mm	2260	2260	2260	2280	2280	2170	2170	2170	2170	2170
		reach leg height	H7	mm	304	304	304	304	304	304	304	304	304	304
20	Reach travel(STD)			mm	530	590	750	700	825	550	650	770	550	650
21	Outside turning radius		Wa	mm	1495	1595	1745	1785	1950	1585	1685	1835	1585	1685
22	Load moment constant (from center of wheel to fork face,STD)		L2	mm	190	185	195	192	192	188	188	198	187	187
23	Aisle width with pallets 1000X1200			mm	2690	2734	2761	2839	2906	2761	2776	2838	2760	2776
23a	Aisle width with pallets 800X1200			mm	2451	2513	2593	2652	2773	2528	2574	2677	2527	2573
	PERFORMANCE														
24	Speeds	travel,loaded/unloaded	48V	km/h	12.0 / 12.0	12.0 / 12.0	12.0 / 12.0	12.0 / 12.0	12.0 / 12.0	12.0 / 12.0	12.0 / 12.0	12.0 / 12.0	12.0 / 12.0	12.0 / 12.0
25		lift,loaded/unloaded	48V	mm/s	430 / 500	400 / 500	340 / 500	290 / 410	290 / 410	430 / 500	400 / 500	340 / 500	420 / 500	390 / 500
26		lowering,loaded/unloaded		mm/s	500 / 500	500 / 500	500 / 500	500 / 440	500 / 440	500 / 500	500 / 500	500 / 500	500 / 500	500 / 500
30	Max. gradeability	loaded		%	19	19	19	11	11	19	19	19	19	19
31	Steering		type		EPS	EPS	EPS	EPS	EPS	EPS	EPS	EPS	EPS	EPS
	WEIGHT														
32	Total weight (with minimum weight of battery)			kg	2257	2358	2374	3073	3106	2364	2414	2505	2437	2449
	CHASSIS														
35	Tires	load	dia. x width	mm	ø255x120	ø255x120	ø255x120	ø267x114	ø267x114	ø255x120	ø255x120	ø255x120	ø255x120	ø255x120
36		drive	dia. x width	mm	ø343x140	ø343x140	ø343x140	ø343x140	ø343x140	ø343x140	ø343x140	ø343x140	ø343x140	ø343x140
37		caster	dia. x width	mm	ø165x60	ø165x60	ø165x60	ø203x76	ø203x76	ø165x60	ø165x60	ø165x60	ø165x60	ø165x60
38	Wheelbase			mm	1257	1357	1507	1530	1700	1350	1450	1600	1350	1450
39	Tread	front/rear		mm	998 / 600	998 / 600	998 / 600	1150 / 670	1150 / 670	998 / 600	998 / 600	998 / 600	1108 / 600	1108 / 600
40	Ground clearance	loaded	at the lowest point	mm	80	80	80	80	80	80	80	80	80	80
42	Service brake		type		MECH. SHOE	MECH. SHOE	MECH. SHOE	MECH. DISC	MECH. DISC	HYD. SHOE	HYD. SHOE	HYD. SHOE	HYD. SHOE	HYD. SHOE
	POWER														
44	Motor	Drive (S2-60')	AC	Kw	6.5	6.5	6.5	6.5	6.5	6.5	6.5	6.5	6.5	6.5
45		Hydraulic (S3-15%)	AC	Kw	15	15	15	15	15	15	15	15	15	15
46		Steering (S1)	DC	Kw	0.3	0.3	0.3	0.3	0.3	0.3	0.3	0.3	0.3	0.3
47	Battery	Volt/Capacity		V/AH	48V / 230	48V / 300	48V / 300	48 / 365	48 / 365	48V / 268	48V / 300	48V / 365	48V / 345	48V / 345
48		Mini. Weight		kg	450	540	540	615	615	500	540	615	550	550
49	Control Type	Drive/Hydraulic		Type	MOSFET	MOSFET	MOSFET	MOSFET	MOSFET	MOSFET	MOSFET	MOSFET	MOSFET	MOSFET
50	Relief Pressure	system		kg/m^2	161	178	203	203	203	161	178	203	161	178
53	Noise level	Leq		dB(A)	69	69	69	68	68	70	70	70	70	70

*The specification is based on standard battery and without sideshifter.

Dimensional Drawings

(unit / mm)

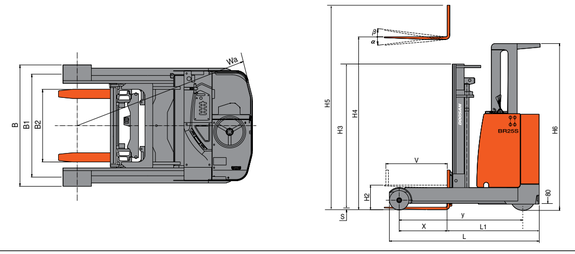

Mast Specifications and Rated Capacities

BR13S(J)-5, BR15S(J)-5, BR18S(J)-5

Mast type	Maximum Fork Height	Maximum Lowered Height	Fully Extended Height: With Load Backrest	Free Lift: With Load Backrest	Rated Load Capacities: Tilt Angle Fwd	Tilt Angle Bwd	BR13S(J)-5 Load Capacities Narrow Tire	BR15S(J)-5 Load Capacities Narrow Tire	BR18S(J)-5 Load Capacities Narrow Tire	BR14JW Load Capacities Narrow Tire	BR16JW Load Capacities Narrow Tire
	mm	mm	mm	mm	deg	deg	kg	kg	kg	kg	kg
STD	3000	1985	3940	320	3	5	1250	1500	1800	1400	1600
	3300	2135	4240	320	3	5	1250	1500	1800	1400	1600
	3500	2235	4440	320	3	5	1200	1450	1750	1400	1600
	3700	2335	4640	320	3	5	1200	1400	1650	1380	1560
	4000	2535	4940	320	3	5	1150	1350	1500	1340	1520
	4500	2785	5440	320	3	5	900	1150	1250	1280	1450
	5000	3060	5940	320	3	5	800	1000	1100	1220	1380
	6000	3585	6940	320	3	5	700	800	900	1070	1220
FFT	4500	2030	5440	1125	3	5	900	1150	1250	1260	1430
	5000	2230	5940	1325	3	5	800	1000	1100	1200	1360
	5500	2465	6445	1560	3	5	750	900	1000	1140	1300
	6000	2630	6940	1725	3	5	700	800	900	1060	1200
	6500	2795	7440	1890	3	5	650	750	850	1010	1150
	7000	3065	8040	2160	3	5	600	700	800	960	1080
	7500	3230	8440	2325	3	5	550	650	750	880	1000
	8000	3500	9040	2590	3	5	500	570	570	775	900

BR20S-5, BR25S-5

Mast type	Maximum Fork Height	Maximum Lowered Height	Fully Extended Height: With Load Backrest	Free Lift: With Load Backrest	Rated Load Capacities: Tilt Angle Fwd	Tilt Angle Bwd	BR20S-5 Load Capacities Narrow Tire	BR25S-5 Load Capacities Narrow Tire
	mm	mm	mm	mm	deg	deg	kg	kg
STD	2950	1970	3995	325	3	5	2000	2500
	3230	2110	4275	325	3	5	2000	2500
	3500	2360	4550	325	3	5	2000	2500
	3800	2510	4850	325	3	5	2000	2500
	3950	2585	5000	325	3	5	2000	2500
	4350	2785	5400	325	3	5	2000	2400
	4960	3085	6000	325	3	5	1850	2200
FFT	3900	1835	4950	825	3	5	2000	2500
	4290	1970	5355	960	3	5	2000	2400
	4730	2110	5775	1100	3	5	1900	2300
	5560	2460	6600	1450	3	5	1730	2050
	6010	2610	7050	1600	3	5	1600	1950
	6500	2850	7545	1840	3	5	1300	1500

ISO 9001 ISO14001

P5C0811B0(Nov.08)

Doosan Infracore Forklifts

Head Office : 7-11, Hwasu-Dong, Dong-Gu, Incheon, Korea.
Tel : 82-32-211-5011 Fax : 82-32-211-5412
Seoul Office : 22nd floor, Doosan Tower Bldg, Euljiro 6-Ga Jung-Gu, Seoul, Korea.
Tel : 82-2-3398-8633 Fax : 82-2-3398-8619
Web site : http://iv.doosaninfracore.co.kr/eng

AUTHORIZED DEALER

Product and specifications are subject to improvement and change without notice.

DOOSAN

Doosan Infracore Forklifts

Electric Reach Truck

BR13S(J)-5 / BR15S(J)-5 / BR18S(J)-5
BR20S-5 / BR25S-5
BR14JW / BR16JW
1,250kg to 2,500kg Capacity

ac technology

For Greater Productivity, AC Drive & Hydraulic Motors Promote Energy Efficiency and Reduce Overall Operating Costs.

Doosan's design breakthrough takes AC technology a step beyond conventional forklifts by introducing AC power and efficiency on both drive and hydraulic motors assuming the industry lead in reach truck design and performance. Compact and high powered reach trucks of 1.25ton up to 2.5ton capacity offer fast response, easy operation and smooth load handling for high-density warehouse handling efficiency. DOOSAN'S goal is to make your material handling operation both efficient and profitable.

A Comfortable Operating Enhances Truck Performance

The combination of LED and 7-digit graphic LCD displays intelligently provides operators with all the information they need, including operational readiness, diagnostics, and programmable settings. The 4 display buttons offers a choice of four power modes; heavy duty, standard duty, economic duty and slow travel speed mode. Standard instrument images are displayed below.

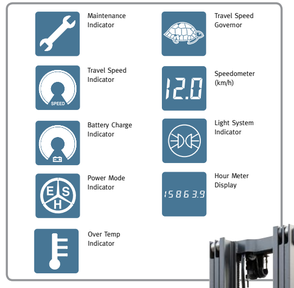

Operator Compartment

Our ergonomically designed and spacious operator compartment combined with a variety of operational enhancements will facilitate ease of operation and help boost output in any application.
An anti- slip soft rubber floor mat, large accelerator and brake pedals, ample foot and leg room, convenient side deck mount hydraulic levers, and our open view instrument panel all work together to provide operating ease and assure a productive work cycle.



Levers

Reduced effort control valve levers provide smooth control of hydraulics.

Durability and Reliability Create Profitability!

DOOSAN'S goal is to make your material handling operation both efficient and profitable. The durability and reliability of these reach trucks will aid in minimizing your truck down time and total cost of ownership.

AC Controller

The command center of the PRO 5 series is our AC controller consisting of a main logic board and power module with direct links to each drive motor and the hydraulic motor. This control unit regulates and monitors the following functions :

- ✓ Anti-Roll back and anti-Roll down with adjustable ramp stop time
- ✓ Regenerative braking
- ✓ Electrically assisted braking
- ✓ Static return to off (SRO)
- ✓ Drive speed compensation (Load / Unload)
- ✓ Drive speed Acceleration / Deceleration / Reduction
- ✓ Continuous lift speed control / Pump motor speed compensation
- ✓ Battery discharge indicator with adjustable reset value
- ✓ Over temperature protection for power modules and motors
- ✓ Low and high voltage limit
- ✓ Diagnostics and stored error codes
- ✓ Power line fault detection (Fuse / Contactor)
- ✓ Continuous temperature measuring (Controller, Motor)
- ✓ Full protection against short or open circuits

AC Motors

Control Drive and Hydraulic functions. Utilizes integrated power module to convert current in the truck battery to smooth, precise and productive operation.
Hydraulic motor and drive motor are brushless making them virtually maintenance free.

Easy Battery Pull-In & Out

The reach operation can be used to pull the battery out of it's compartment.
In addition, the side draw function is also available as an option.

Easy Maintenance

Wide open reardoor enables operator to check and adjust the motors, panel and brakes.
Especially integrated grease fitting prolongs equipment life, and assist operator daily-checks.